

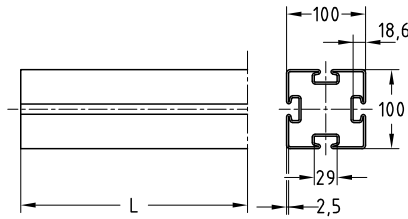
MPT-Support profile Q100 with 4 slots hot-dip galvanised

Field of application

- For support structures used in heavy-duty building technology and on industrial and plant building sites
- Additional mounting slot increases connection possibilities, for example for 3D fixtures

Advantages

- For construction of safe structures due to the high load-bearing capacity of the profile
- High corrosion protection due to standardised hot-dip galvanising ensures flexible implementation
- Saves time and costs due to functional accessories that are matched to the support profile
- Continuous fastening groove for flexible arrangement of accessories and fastening components on all sides
- Clean-cut appearance by the use of MPT-protection caps




Profile	Profile length L [mm]	Profile thickness s [mm]	Part no.	Sales unit	Pack unit	Weight [kg/piece]
Q100-2.5 with 4 slots	6,000	2.5	166816	1	pieces	74.400




MPT-Support profile Q100 with 4 slots


hot-dip galvanised


Technical data of profile:

Profile 	Material	Surface	Admissible steel stress σ_{adm} [N/mm ²]	Available hammer head bolts	Profile weight [kg/m]	Profile cross-section [cm ²]	Moment of inertia		Resistance moment	
							I_y [cm ⁴]	I_z [cm ⁴]	W_y [cm ³]	W_z [cm ³]
Q100-2.5 with 4 slots	S235	hot-dip galvanised	158	M10	12.4	15.49	194.5	194.5	38.9	38.9
				M12						

Max. load capacities of profile [N]:

Profile 	Bending into direction	L [m]						L [m]					
		0.5	1.0	1.5	2.0	4.0	6.0	0.5	1.0	1.5	2.0	4.0	6.0
Q100-2.5 with 4 slots	ZZ	38,257	22,759	15,753	11,941	5,823	2,267	25,799	15,753	11,343	8,739	3,418	1,331
	YY	38,257	22,759	15,753	11,941	5,823	2,267	25,799	15,753	11,343	8,739	3,418	1,331

Profile 	Bending into direction	L [m]						L [m]					
		0.5	1.0	1.5	2.0	4.0	6.0	0.5	1.0	1.5	2.0	4.0	6.0
Q100-2.5 with 4 slots	ZZ	17,213	10,494	7,562	5,828	2,452	954	13,436	8,482	6,200	4,809	1,925	750
	YY	17,213	10,494	7,562	5,828	2,452	954	13,436	8,482	6,200	4,809	1,925	750

-  The determined loads apply for static loads. Calculation based on Eurocode (EC3).
 The safety coefficient $\gamma = 1.48$ takes into account the partial and combination coefficients as well as the safety factor of the material.
 For the given values, the permissible steel stress and the maximum permissible deflection $L/200$ are not exceeded, taking the deadweight into consideration.